



## Operating Instructions for MULTICAL® 41

### Volume measuring


The water meter MULTICAL® 41 (0.3–30 l/s) functions as follows:

In the **primary register** (display) is shown:

- Volume in m<sup>3</sup> (accumulated)
- Number of operating hours
- Aktual flow in l/h
- Peak flow in l/h
- Information codes


In the **secondary register** (display) is e.g. shown monthly data and others depending on the selected configuration.

### MULTICAL® 41 display

When the front key  is activated, a new reading will appear.

If the front key is activated for 4 seconds, the display changes between the primary and the secondary register.

150 sec. after the most recent activation of the front key MULTICAL® 41 automatically changes to displaying volume (m<sup>3</sup>).



#### Please note!

▼ The arrow indicates the type of reading. To the right on the display the measuring unit is displayed.


Please contact the utility company for further details.



[www.kamstrup.com](http://www.kamstrup.com)



### Primary register:



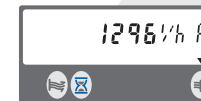
Water consumption (m<sup>3</sup>)



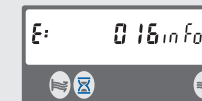
Number of operating hours



Aktual water flow



Peak-flow (max. flow)



Information codes.  
If this number is larger than "000", please contact your utility company